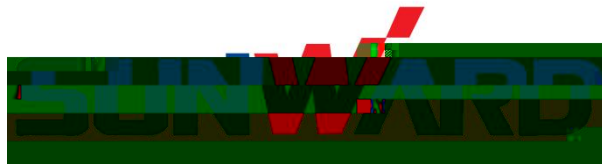


2025



2026 4

10

0.23

1,074,617,264

0




--	--



2

1





3

4



2

10

3

1

2

3

4

1


2

1

100,000 € †

NEW


NEW



S O A E O


SUNWAY

1









[Redacted content]

[Redacted content]



1






↓ 1

/

▣ 8

0



2

3

4

5

1


1

2

3

2

Header Row											
Col 1	Col 2	Col 3	Col 4	Col 5	Col 6	Col 7	Col 8	Col 9	Col 10	Col 11	
Summary Row 1				Summary Row 2							
Summary Row 3				Summary Row 4							
Summary Row 5											



4

=F2z 1\

1



2

1

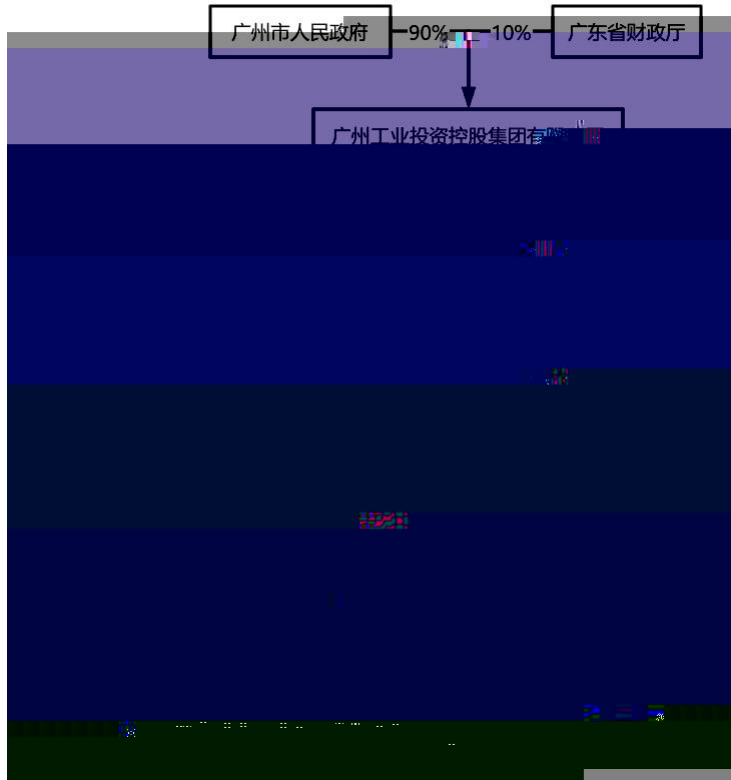
2

3

1







4

80%

5

10%

6

-

-

-













SUNWARD

1.

2.

3.

8

9

10

N' O +X 5,9 0 € 1 N p x FT 8 > Û

	%
--	---

12

13

14

15

16

17

27

28

29

31

32

33

34

35

36

37

1











5





8

9

10

11

			-	-	-	-	-	

12







18

19







[Redacted]

[Redacted]

[Redacted]

[Redacted]

[Redacted]

[Redacted]



6

1



2

3





3

1





3

4

5

6

1

2

3

1

2

3

4

1


2


3



4

5

6







3



4

5

